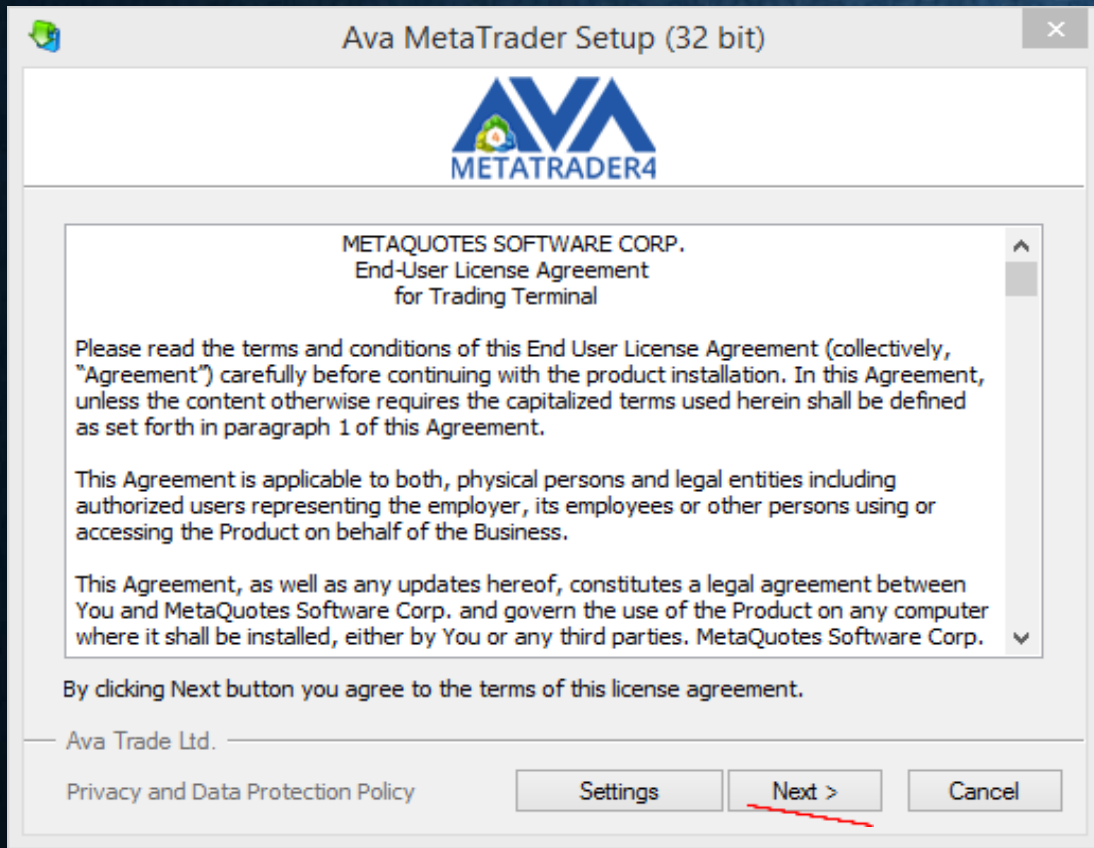


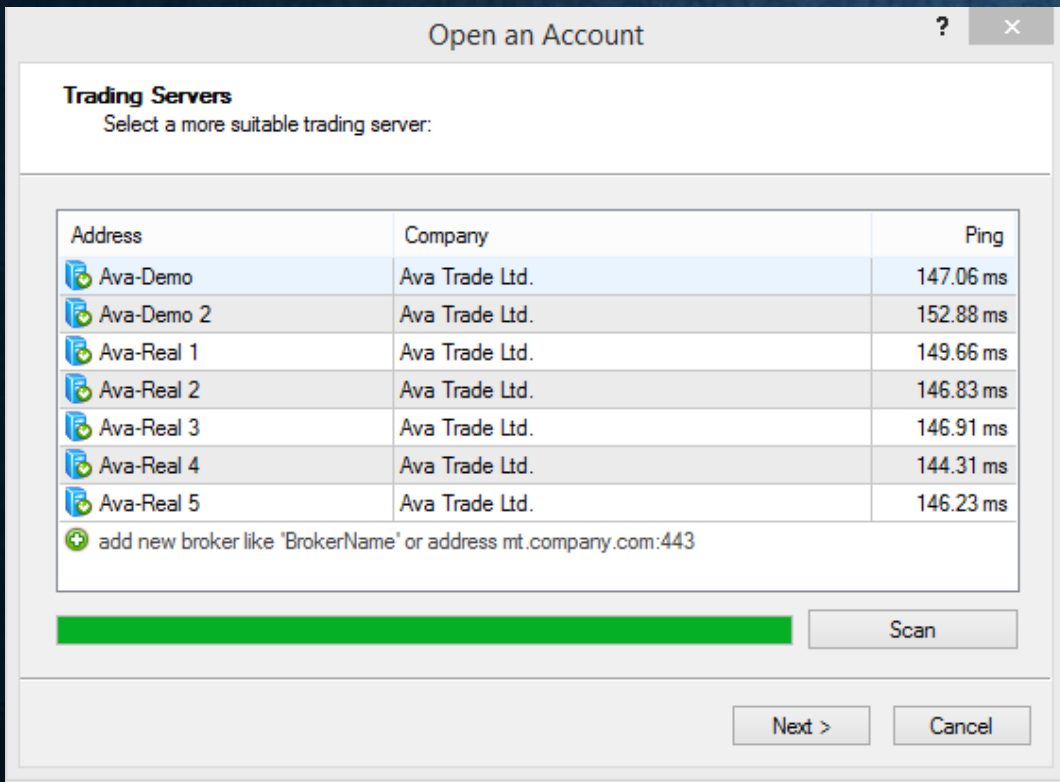
# SETTING UP META TRADER 4



- Always ensure that you download the mt4 set-up from your specific broker (in this demo I'm using Avatrade).
- Double click on the downloaded set-up and accept installation.
- Click on "next" on this screen and wait for the next phase



- Click on “finish” and wait for MT4 to open automatically.



- This phase is dependent on the particular broker of choice.
- Select the server which your broker assigned to you after the scan.
- Click "Next"

Open an Account ? x

**Select account type**  
To start working an account is required:

To start working, you need a valid trade account. If you don't have it, you can create a demo or real account by selecting the corresponding option below and pressing 'Next':

Existing trade account

Login:

Password:   Save password

Server: Ava-Demo

New demo account

New real account

< Back   Next >   Cancel

- Login by filling the fields correctly

# THE MT4 PLATFORM

The screenshot displays the MT4 trading platform interface. The window title is "21118723: Ava-Demo". The menu bar includes File, View, Insert, Charts, Tools, Window, and Help. The toolbar contains various icons for chart manipulation and trading. The main area is divided into several panels:

- Market Watch:** A table showing market data for various symbols. A red "1" is placed over the USDJPY row.
- Navigator:** A tree view showing the account structure, including Ava MetaTrader, Accounts, Ava-Demo, and Indicators.
- Charts:** Six chart windows are visible, each showing a different instrument and time frame:
  - GBPUSD,H1: A candlestick chart with a blue moving average.
  - GOLD,H1: A line chart showing price movement.
  - USDJPY,H1: A candlestick chart with an RSI(14) indicator below it.
  - USDCHF,H4: A candlestick chart with a MACD(12,26,9) indicator below it.
  - S&P500,H1: A candlestick chart.
  - CrudeOIL,H4: A candlestick chart with a MACD(12,26,9) indicator below it.
- Order Entry:** A panel at the bottom left showing a "SELL" order for 1.00 units at a price of 0.99879.
- Terminal:** A panel at the bottom right showing account information: Balance: 100 000.00 USD, Equity: 100 000.00, Free margin: 100 000.00. A red "4" is placed over this section.

Red annotations are present: "3" is placed over the toolbar, "2" is placed over the GOLD,H1 chart, and "4" is placed over the Terminal panel.

- Window 1 comprises the currency pairs and all the trading instruments offered by the broker.
- Window 2 comprises the charts. This is where analysis is made and trades are placed.
- Window 3 is the engine of the trading platform. Hint: move your mouse over the icons in this window and Mt4 feeds you with what each and every icon represents.



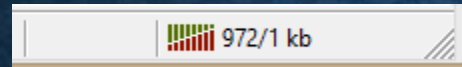
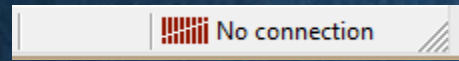
- Window 4 is where you can see your open trades, trade history, profit & loss and others.

In this window, we come across terms like balance, equity and margin. These are defined below.

- Balance refers to the full account capital
- Equity is balance plus floating profit/ loss. A profit/loss is floating when a trade hasn't been closed.
- Margin: This affords you the opportunity to place extra trades if you have a lot of it.

Once you open trades you will be presented with Margin Level. Margin level is dependent on brokers and if you reach it, you can not place any more trades. In worst case scenarios, you will suffer a Margin call... [read more](#)

**At the down rightmost corner, is an icon that represents network status. a good internet connection is very key to trading.**



- Red bars mean no internet connection at all.
- Green and red bars mean the internet connection is existent but poor.
- Green and blue bars signify a good connection. This is the only status that brings the Mt4 to life.



- These are just the fundamentals of the trading platform. Once you grasp it, you can surely take a personal tour and discover more than presented in this lesson. It might be overwhelming though, but once you have a strategy, you would realize that you do not need everything on there to be successful at trading.

WeDeu  
Trade.com